

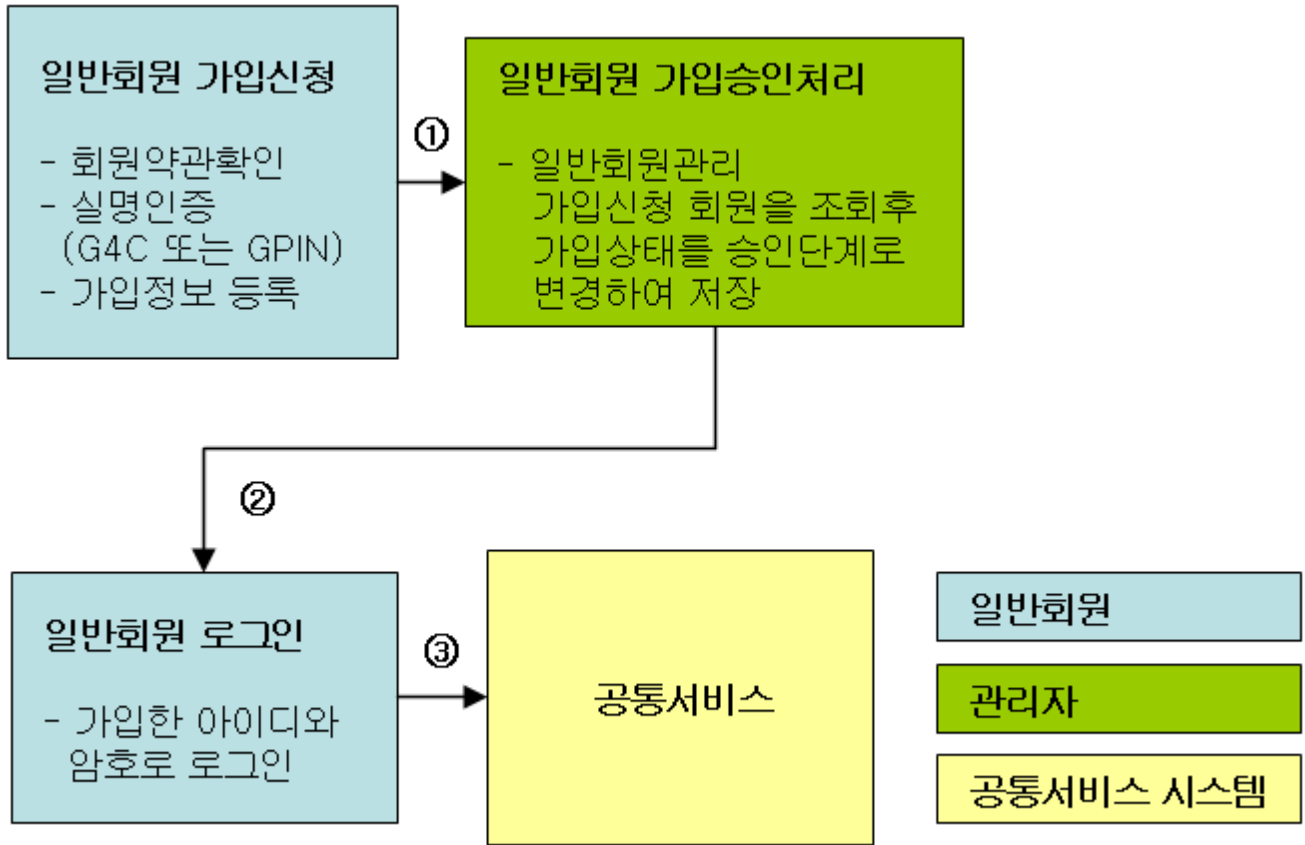
## Member Management

### Summary

Member Management provides following features: **Member List, Member Register, Member Detail, Member Update, Member Password Change, Member Delete, and Member Subscription Request.**

- Function Flow

Name	Function Flow
Member Registration and System Utilization	Member subscription registration → ② Certification by the manager → ③ System log-in through member ID



### Description

#### Package Dependency

User, Corporate, Member package have direct functional reference to common package(cmm) and system package(sim). However, for executing without errors in component distribution, the distribution package should include format/date/calculation package, real name check package, postal code package.

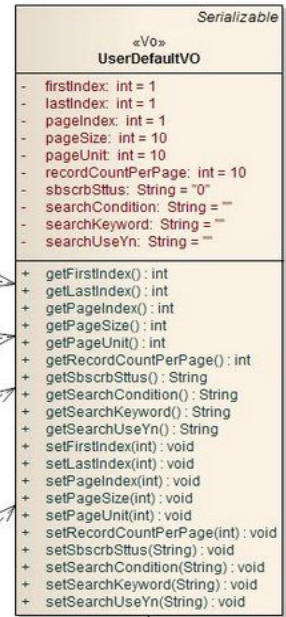
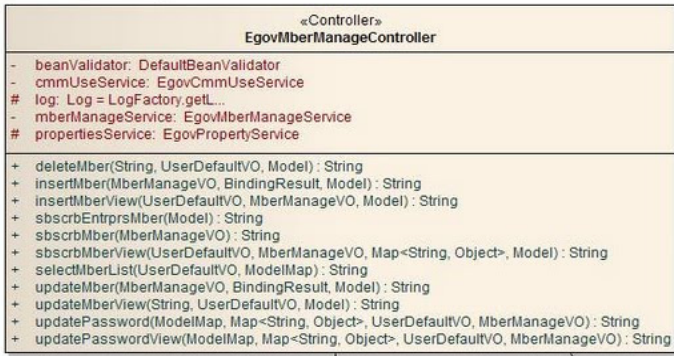
- Package Dependency : [package dependency on User Support](#)

#### Related Source

Type	Target Source Name	Note
Controller	egovframework.com.uss.umd.web.EgovMberManageController.java	MM (Member Management) Controller Class
Service	egovframework.com.uss.umd.service.EgovMberManageService.java	MM Service Interface
ServiceImpl	egovframework.com.uss.umd.service.impl.EgovMberManageServiceImpl.java	MM Service Implementation Class
VO	egovframework.com.uss.umd.service.MberManageVO.java	MM Model Class
VO	egovframework.com.uss.umd.service.UserDefaultVO.java	MM Search Option

		VO Class
DAO	egovframework.com.uss.umd.service.impl.MberManageDAO.java	MM Data Handling Class
JSP	/WEB-INF/jsp/egovframework/com/uss/umd/EgovMberInsert.jsp	Member Register jsp page
JSP	/WEB-INF/jsp/egovframework/com/uss/umd/EgovMberSelectUpdt.jsp	Member Detail/Update jsp page
JSP	/WEB-INF/jsp/egovframework/com/uss/umd/EgovMberPasswordUpdt.jsp	Member Password Change jsp page
JSP	/WEB-INF/jsp/egovframework/com/uss/umd/EgovMberManage.jsp	Member List jsp page
JSP	/WEB-INF/jsp/egovframework/com/uss/umd/EgovIdDplctCnfirm.jsp	Duplication ID Check jsp page
JSP	/WEB-INF/jsp/egovframework/com/uss/umd/EgovMberSbscrb.jsp	Member Register jsp page
Query XML	resources/egovframework/sqlmap/com/uss/umd/EgovMberManage_SQL_Mysql.xml	MM Query for MySQL
Query XML	resources/egovframework/sqlmap/com/uss/umd/EgovMberManage_SQL_Oracle.xml	MM Query for Oracle
Query XML	resources/egovframework/sqlmap/com/uss/umd/EgovMberManage_SQL_Tibero.xml	MM Query for Tibero
Query XML	resources/egovframework/sqlmap/com/uss/umd/EgovMberManage_SQL_Altibase.xml	MM Query for Altibase
Validator Rule XML	resources/egovframework/validator/validator-rules.xml	XML defining Validator Rule
Validator XML	resources/egovframework/validator/com/uss/umd/EgovMberManage.xml	MM validator Rules
Idgen XML	resources/egovframework/spring/com/context-idgen.xml	MM Id generation Idgen XML

## Class Diagram



## ID Generation

### DDL and DML regarding ID Generation

- Add **USRCNFRM\_ID** to COMTECOPSEQ, sequence save table, to use ID Generation Service. Unique ID is also created in corporate member, user management among the function in this system using USRCNFRM\_ID item.

```
CREATE TABLE COMTECOPSEQ ( table_name varchar(16) NOT NULL,  
                           next_id DECIMAL(30) NOT NULL,  
                           PRIMARY KEY (table_name));
```

```
INSERT INTO COMTECOPSEQ VALUES('USRCNFRM_ID','0');
```

### ID Generation Configuration(context-idgen.xml)

```
<bean name="egovUsrCnfrmIdGnrService"  
      class="egovframework.rte.fdl.idgnr.impl.EgovTableIdGnrService"  
      destroy-method="destroy">  
  <property name="dataSource" ref="egov.dataSource" />  
  <property name="strategy" ref="usrCnfrmStrategy" />  
  <property name="blockSize" value="10"/>  
  <property name="table" value="COMTECOPSEQ"/>  
  <property name="tableName" value="USRCNFRM_ID"/>  
</bean>  
<bean name="usrCnfrmStrategy"  
      class="egovframework.rte.fdl.idgnr.impl.strategy.EgovIdGnrStrategyImpl">  
  <property name="prefix" value="USRCNFRM_" />  
  <property name="cipers" value="11" />  
  <property name="fillChar" value="0" />  
</bean>
```

### Related Table

Name	Name (English)	Remarks
Member Information	COMTNGNRLMBER	Manages member information

### Related Code

The code used in member management and reflection of configuration values are as following.

Class	Name	Code ID	Code Name	Reflection
COM012	User type	USR01	General Member	Member type
	User type	USR02	Corporate Member	Corporate member type
	User type	USR03	Employer	User type
COM013	User status	A	Subscription application	Subscription application status
	User status	P	Subscription approval	Subscription approval status
	User status	D	Subscription cancellation	Subscription cancellation status
COM014	Gender classification	F	Female	Female
	Gender classification	M	Male	Male
COM022	Password hint	Created dynamically	Hint	Password hint
Postal Code	Postal code registered on the COMTCZIP table			Postal code
Authorization Group Code	Authorization group record data created dynamically on the COMTNAUTHORGROUPINFO table			Authorization group for each user

### Related Features

MM provides following features: **Member List, Member Register, Member Detail(Update), Member Password Change, Member Terms and Conditions Check, and Member Subscription.**

**Member List**

**Business Rules**

Search options are applied to Member Status, Member ID, and Member name. In case of using member ID as a search option, it searches EQUAL (searches same ID's), and in case of using the member name, it searches LIKE (searches similar name).

**Related Code**

N/A

**Screen and execution manual**

Action	URL	Controller method	QueryID
display List	/uss/umt/EgovMberManage.do	selectMberList	"mberManageDAO.selectMberList", "mberManageDAO.selectMberListTotCnt"
Delete	/uss/umt/EgovMberDelete.do	deleteMber	"mberManageDAO.deleteMber_S"

The list of member management is searched by 10 cases and the paging by 10 pages. The search conditions are implemented on the name of member management, scope of opening and registrar's name. In case of changing the search scope per page, change pageUnit, pageSize in the context-properties.xml file. (However, the setup influences the overall common service function.)

**일반회원관리**

사용자수 **14**

No.	<input type="checkbox"/>	아이디	사용자이름	사용자이메일	전화번호	등록일	가입상태
1	<input type="checkbox"/>	yhlee	이영호	ssew32@sssdес.com	02)3453-2222	2009-04-18	회원가입삭제
2	<input type="checkbox"/>	bisu	김택용	wsss@wss.com	02)3453-4444	2009-04-17	회원가입신청
3	<input type="checkbox"/>	bonjwa	마재운	qqсde@hidsd.com	02)3453-4444	2009-04-17	회원가입신청
4	<input type="checkbox"/>	choiteran	최연성	ssew32@sssdес.com	02)5345-3333	2009-04-17	회원가입신청
5	<input type="checkbox"/>	king8393	이여명2	ssew32@sssdес.com	034)345-1111	2009-04-17	회원가입신청
6	<input type="checkbox"/>	test123	송병구	ssew32@sssdес.com	042)3453-4444	2009-04-17	회원가입신청
7	<input type="checkbox"/>	king1	이여명	king@c.co.kr	02)3453-2222	2009-04-16	회원가입승인
8	<input type="checkbox"/>	kingking	이여명3	king@mopas.gov	02)3453-1234	2009-04-16	회원가입신청
9	<input type="checkbox"/>	TEST9999	강민	ssew32@sssdес.com	02)3453-6811	2009-04-14	회원가입신청
10	<input type="checkbox"/>	king	김가을	king@king.com	02)3453-2323	2009-04-08	회원가입승인

1 2

Search: to search the member list with the search option, search the member by setting the search option and search the member with the search button on the top.

Delete: to delete the existing member, change the member status to join authentication withdrawal. In special cases requiring complete deletion from the database, mark on the checkbox and delete through the button on the top. (The configuration data related to relevant corporate member should be deleted first.)

List: Inquire overall list of members

Register: To register a new member, move to **Register a Member** using the register button on the top

Detailed inquiry (update): to update the registration data of existing members, click on the relevant ID and move to **Member Detailed Inquiry (Update)** which provides detailed inquiry and update function.

## Member Register

### Business Rules

Register new member by filling out member information. Once successfully registered, **Member List** page will be displayed.

### Related Code

N/A

### Screen and execution manual

Action	URL	Controller method	QueryID
Register	/uss/umt/EgovMberInsert.do	insertMber	"mberManageDAO.insertMber_S"

**일반회원 등록**

일반회원아이디 *	<input type="text"/>	(중복아이디 검색)
일반회원이름 *	<input type="text"/>	
비밀번호 *	<input type="text"/>	
비밀번호확인 *	<input type="text"/>	
비밀번호힌트 *	--선택하세요--	
비밀번호정답 *	<input type="text"/>	
주민등록번호 *	<input type="text"/>	
성별구분코드	--선택하세요--	
전화번호 *	<input type="text"/> - <input type="text"/> - <input type="text"/>	
팩스번호	<input type="text"/>	
핸드폰번호 *	<input type="text"/>	
이메일주소 *	<input type="text"/>	
우편번호 *	<input type="text"/>	
주소 *	<input type="text"/>	
상세주소	<input type="text"/>	
그룹아이디 *	--선택하세요--	
일반회원상태코드 *	--선택하세요--	

Register: insert the data of a new member and store the data through the register button on the bottom. Items with \* marks are mandatory. Member ID and postal code should be selected on the pop-up screen.

List: to move to member list inquiry screen, use the list button on the bottom.

Cancel: to initialize the inserted content, clear the input through the cancel button on the bottom.

## Member Detail(Update)

### Business Rules

Provides Member Detail view and Update feature.

**Related Code**

N/A

**Screen and execution manual**

Action	URL	Controller method	QueryID
Detail View	/uss/umt/EgovMberSelectUpdtView.do	updateMberView	"mberManageDAO.selectMber_S"
Update	/uss/umt/EgovMberSelectUpdt.do	updateMber	"mberManageDAO.updateMber_S"
Delete	/uss/umt/EgovMberDelete.do	deleteMber	"mberManageDAO.deleteMber_S"

일반회원 상세조회(수정)

일반회원아이디 *	yhlee
일반회원이름 *	이영호
비밀번호힌트 *	나의 좌우명은?
비밀번호정답 *	test
주민등록번호 *	6303201063614
성별구분코드	여자
전화번호 *	02 - 3453 - 2222
팩스번호	032-234-23
핸드폰번호 *	010-3303-2345
이메일주소 *	ssew32@sssdes.com
우편번호 *	100015
주소 *	서울 중구 충무로5가
상세 주소	1234
그룹아이디 *	17번 그룹입니다
일반회원상태코드 *	회원이입삭제

수정 삭제 목록 암호변경 취소

Update: store the updated member data with the update button on the bottom. All mandatory items (marked with \*) should be inserted, the member ID cannot be changed. In changing the postal code (address), select from the pop-up screen.

Delete: to delete the existing member, change the member status to join authentication withdrawal. In special cases requiring complete deletion from the database, mark on the checkbox and delete through the button on the top. (The configuration data related to relevant member should be deleted first.)

List: to move back to member list inquiry screen, move to **Member List Inquiry** screen through the list button on the bottom.

Change Password: to move to change member password screen, move to **Member Change Password** screen through change password button.

Cancel: to initialize the inserted content, clear the input through the cancel button on the bottom.

**Member Password Change**

**Business Rules**

Update member password. Once successfully updated, result will be displayed on the screen.

**Related Code**

N/A

**Screen and execution manual**

Action	URL	Controller method	QueryID
--------	-----	-------------------	---------

Chage Password	/uss/umt/EgovMberPasswordUpdt.do	updatePassword	"mberManageDAO.updatePassword_S",
			"mberManageDAO.selectPassword_S"

☞ 일반회원 암호변경

일반회원아이디 *	yhlee
기존 비밀번호 *	
비밀번호 *	
비밀번호확인 *	

**Update:** Insert the registered old password, new password and confirm the new password. Store the new password on the database through the update button on the bottom. When the inserted old password is different from the registered password, it will not be updated.

**List:** To move back to the member inquiry screen, move to the member list inquiry screen through the list button on the bottom.

**Cancel:** to initialize the inserted content, clear the input through the cancel button on the bottom.

### Member Terms and Conditions Check

#### Business Rules

At the beginning of subscription process, Terms and Conditions Check page will appear to confirm agreements. Above sbscrbEntrprsMber method and query ID are items used in opening the screen. If you click 'OK', it moves to the identification certification screen without additional database related work.

Call the member subscription registration screen through identification certification screen after terms agreement. When you signed up as a member, it will be connected to member subscription screen after identification certification steps and member terms agreement.

#### Related Code

N/A

#### Screen and execution manual

			<b>D</b>
Agree	/uss/umt/EgovStplatCnfirmMber.do	sbscrbEntrprsMber	"mberManageDAO.selectStplat_S"



약관확인

약관내용

개인정보의 수집 및 이용목적-개인회원

1. 서비스 제공에 관한 계약 이행 및 서비스 제공에 따른 요금정산  
콘텐츠 제공, 구매 및 요금 결제, 물품배송 또는 청구지 등 발송, 금융거래 본인 인증 및 금융 서비스

2. 회원 관리  
회원제 서비스 이용에 따른 본인확인, 개인 식별, 불량회원의 부정 이용 방지와 비인가 사용 방지, 가입 의사 확인, 연령확인, 만14세 미만 아동 개인정보 수집 시 법정 대리인 동의여부 확인, 불만처리 등 민원처리, 고지사항 전달

3. 마케팅 및 광고에 활용  
이벤트 등 광고성 정보 전달, 인구통계학적 특성에 따른 서비스 제공 및 광고 게재, 접속 빈도 파악 또는 회원의 서비스 이용에 대한 통계

수집하는 개인정보의 항목-개인회원

1. 필수항목  
○ 일반회원: 이름, 생년월일, 성별, 로그인ID, 비밀번호, 자택 전화번호, 자택 주소, 휴대전화번호, 법정대리인정보(어린이/학생회원)

약관내용에 동의합니다.

정보동의내용

제1조(목적 등)-개인회원

① 공통서비스 서비스 약관(이하 "본 약관"이라 합니다)은 이용자가 (주)다음커뮤니케이션(이하 "공통서비스"이라 합니다)에서 제공하는 인터넷 관련 서비스(이하 "서비스"라 합니다)를 이용함에 있어 이용자와 "공통서비스"의 권리·의무 및 책임사항을 규정함을 목적으로 합니다.

② 이용자가 되고자 하는 자가 "공통서비스"이 정한 소정의 절차를 거쳐서 "등록하기" 단추를 누르면 본 약관에 동의하는 것으로 간주합니다. 본 약관에 정하는 이외의 이용자와 "공통서비스"의 권리, 의무 및 책임사항에 관해서는 전기통신사업법 기타 대한민국의 관련 법령과 상관습에 의합니다.

제2조(이용자의 정의)

① "이용자"란 "공통서비스"에 접속하여 본 약관에 따라 "공통서비스" 회원으로 가입하여 "공통서비스"이 제공하는 서비스를 받는 자를 말합니다.

정보이용내용에 동의합니다.

Agree: move to identification certification screen before inserting member subscription registration information

Disagree: shows member subscription declination message

### Member Subscription Request

#### Business Rules

Enter Member Information to request subscription. Once successfully subscribed, User Login page(General Login or GPIK Certificate Login) will appear. Member subscription registration function is enabled by prior steps of identification certification (inhabitants identification number certification or public I-PIN identification certification).





#### Related Code

N/A

#### Screen and execution manual

Action	URL	Controller method	QueryID
Subscription	/uss/umt/EgovMberSbscrb.do	sbscrbMber	"mberManageDAO.insertMber_S"

## 일반회원 가입신청

일반회원아이디 *	<input type="text"/>	 (중복아이디 검색)
일반회원이름 *	<input type="text" value="조재영"/>	
비밀번호 *	<input type="password"/>	
비밀번호확인 *	<input type="password"/>	
비밀번호힌트 *	<input type="text" value="--선택하세요--"/>	
비밀번호정답 *	<input type="password"/>	
주민등록번호 *	<input type="text" value="6303201063614"/>	
성별구분코드	<input type="text" value="--선택하세요--"/>	
전화번호 *	<input type="text"/> - <input type="text"/> - <input type="text"/>	
팩스번호	<input type="text"/>	
핸드폰번호 *	<input type="text"/>	
이메일주소 *	<input type="text"/>	
우편번호 *	<input type="text"/>	
주소 *	<input type="text"/>	
상세주소	<input type="text"/>	

Member subscription registration: insert the member information and store the data on the database through member subscription registration button. All mandatory items (marked with \*) should be inserted. In changing the postal code (address), select from the pop-up screen.

Cancel: to initialize the inserted content, clear the input through the cancel button on the bottom.

### References

- Identification Certification: [Identification Certification Configuration](#)
- Public I-PIN Identification Certification: [Public I-PIN Identification Certification Configuration](#)